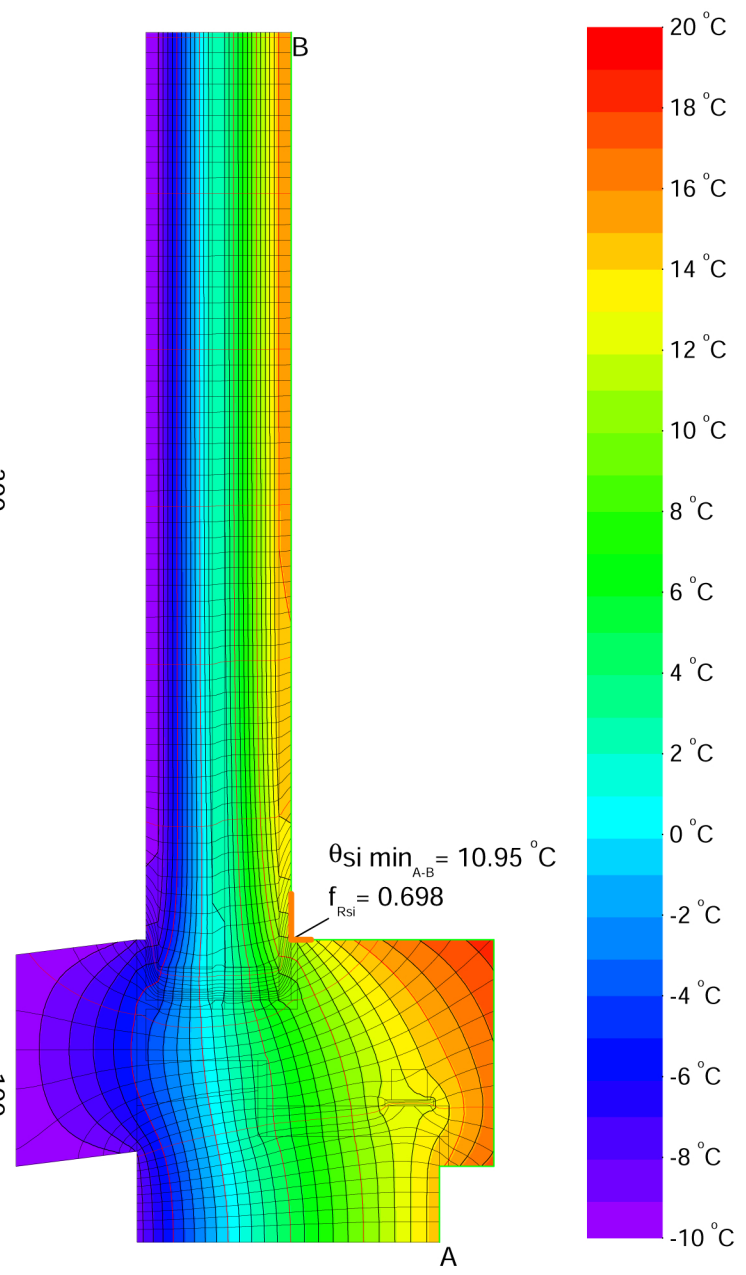
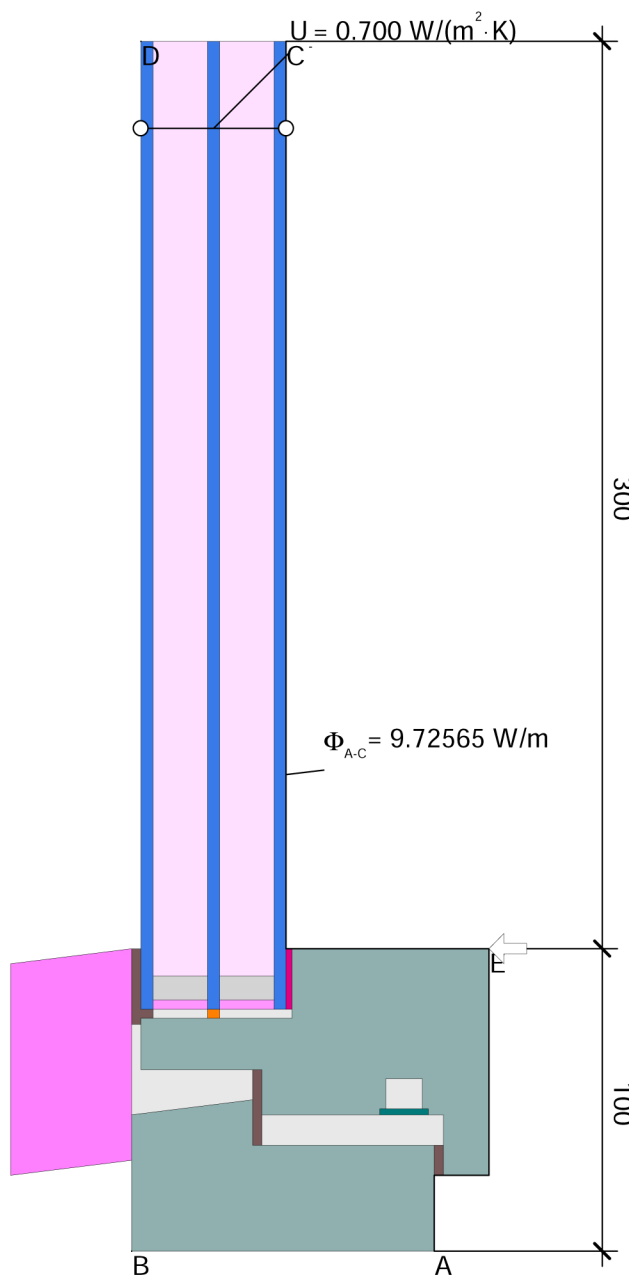
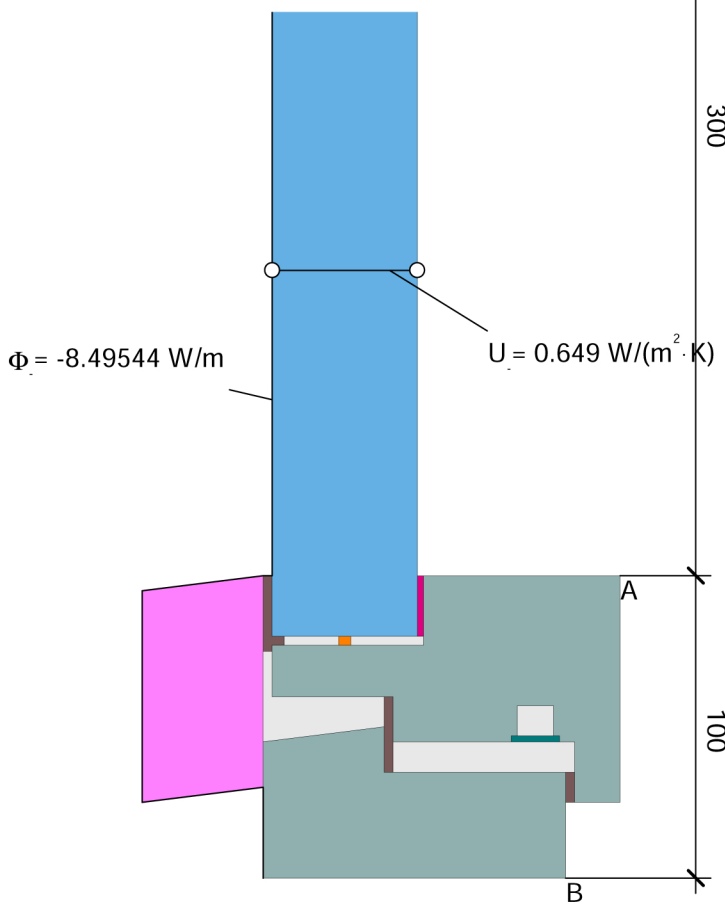


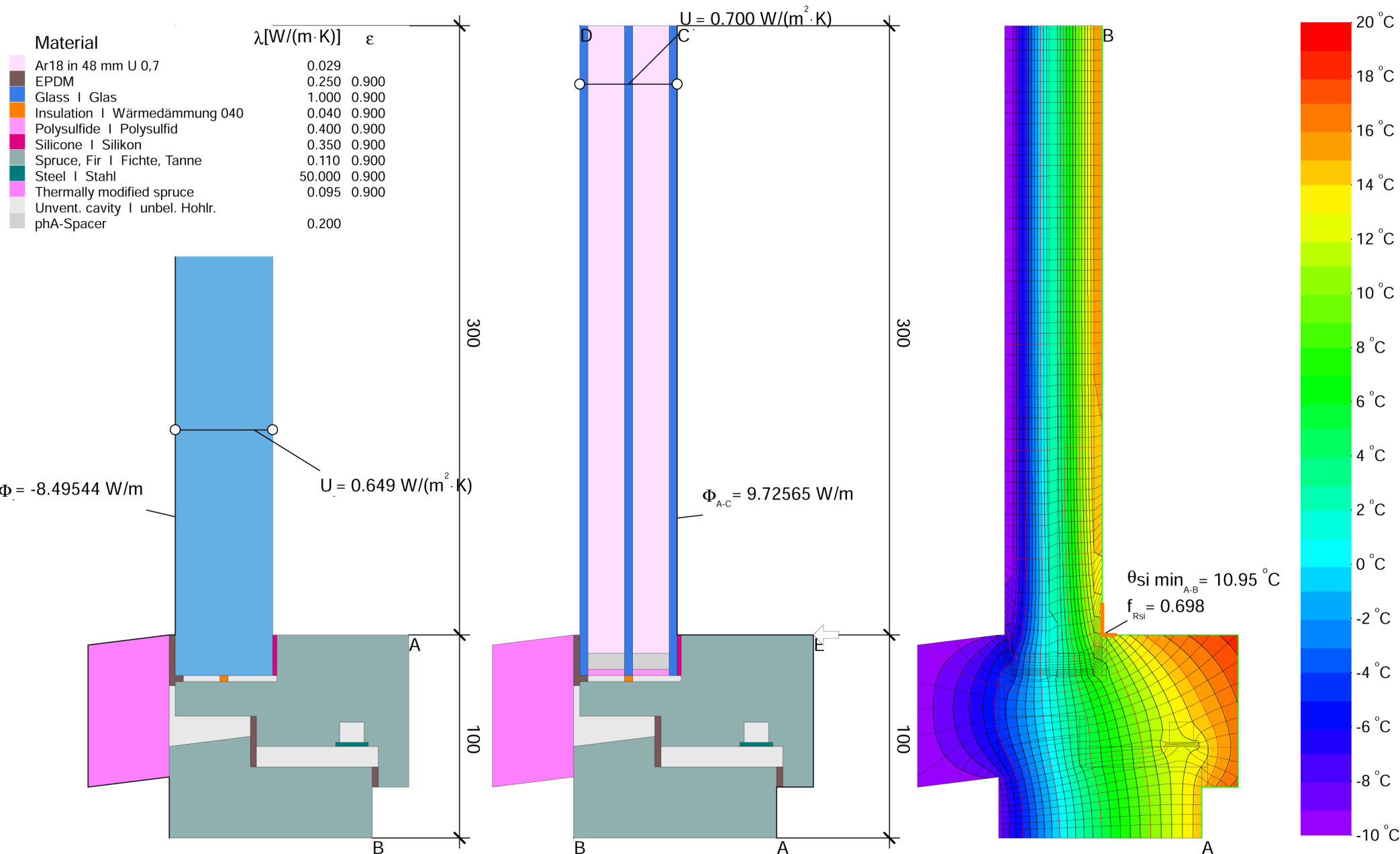
Glasrand Wärmebrückenberechnung nach EN ISO 10077-2  
 Glazing edge thermal bridge calculation according to EN ISO 10077-2

Material	$\lambda$ [W/(m·K)]	$\epsilon$
Ar18 in 48 mm U 0,7	0.029	
EPDM	0.250	0.900
Glass   Glas	1.000	0.900
Insulation   Wärmedämmung 040	0.040	0.900
Polysulfide   Polysulfid	0.400	0.900
Silicone   Silikon	0.350	0.900
Spruce, Fir   Fichte, Tanne	0.110	0.900
Steel   Stahl	50.000	0.900
Thermally modified spruce	0.095	0.900
Unvent. cavity   unbel. Hohlr.		
phA-Spacer	0.200	



$$\psi_{A-E,C,\cdot} = \frac{\Phi}{\Delta T} - U_1 \cdot b_1 - U_2 \cdot b_2 = \frac{9.344}{30.000} - 0.700 \cdot 0.300 - 0.756 \cdot 0.100 = 0.026 \text{ W/(m} \cdot \text{K)}$$

Glasrand Wärmebrückenberechnung nach EN ISO 10077-2  
 Glazing edge thermal bridge calculation according to EN ISO 10077-2



$$\psi_{A-E.C.} = \frac{\Phi}{\Delta T} - U_1 \cdot b_1 - U_2 \cdot b_2 = \frac{9.726}{30.000} - 0.886 \cdot 0.100 - 0.700 \cdot 0.300 = 0.026 \text{ W/(m·K)}$$